



# RR METALMAKERS INDIA LIMITED

(Formerly known as Shree Surgovind Tradelink Limited)

Date: 14.02.2022

To,  
BSE Ltd.  
Phiroze Jeejeebhoy Towers,  
Dalal Street,  
Mumbai – 400 001

**CODE NO: 531667**

**Sub – Submission of Quarterly Results**

With reference to the above please find enclosed unaudited standalone and consolidated Financial Results for the quarter ended 31<sup>st</sup> December, 2021. The said results were taken on record by the Board of Directors on Monday, 14<sup>th</sup> February, 2022. The review reports from the auditor are also enclosed.

Kindly take the same on record & oblige.

Thanking You,

Yours faithfully,  
For **RR Metalmakers India Ltd.**  
(Formerly known as Shree Surgovind Tradelink Ltd.)

**Mr. Virat Shah**  
Director  
(DIN No. – 00764118)



GSTIN No.: 27AACCS1022K1ZL CIN No.: L5190MH1995PLC331822

**Registered Office :** B-001 & B-002, Ground Floor, Antop Hill Warehousing Complex Ltd, Barkat Ali Naka, Salt Pan Road, Wadala (E), Mumbai - 400 037, Maharashtra.

**Corporate Office :** 2nd Floor, Sugar House, 93/95, Kazi Sayed Street, Mumbai - 400 003.

Ph.: 022-6192 5555 / 56 • Email : [info@rrmetalmakers.com](mailto:info@rrmetalmakers.com) • Website : [www.rrmetalmakers.com](http://www.rrmetalmakers.com)


**Independent Auditor's Review Report on Unaudited Standalone Quarterly and Year to date financial results of the Company Pursuant to the Regulation 33 of the SEBI (Listing Obligations and Disclosure Requirements) Regulations, 2015, as amended**

Review Report to  
The Board of Directors of  
**RR METALMAKERS INDIA LIMITED**

1. We have reviewed the accompanying statement of Standalone Unaudited financial results of **RR METALMAKERS INDIA LIMITED** (the 'Company') for the Quarter ended December 31, 2021 and year to date from April 1, 2021 to December 31, 2021 (the "Statement") being submitted by the Company pursuant to the requirements of Regulation 33 of the SEBI (Listing Obligations and Disclosure Requirements) Regulations, 2015, as amended (the "Listing Regulations").
2. This Statement, which is the responsibility of the Company's Management and approved by the Company's Board of Directors, has been prepared in accordance with the recognition and measurement principles laid down in Indian Accounting Standard 34, (Ind AS 34) "Interim Financial Reporting" prescribed under Section 133 of the Companies Act, 2013 as amended, read with relevant rules issued there under and other accounting principles generally accepted in India. Our responsibility is to express a conclusion on the Statement based on our review.
3. We conducted our review of the Statement in accordance with the Standard on Review Engagements (SRE) 2410 "Review of Interim Financial Information Performed by the Independent Auditor of the Entity", issued by the Institute of Chartered Accountants of India. This standard requires that we plan and perform the review to obtain moderate assurance as to whether the financial statements are free of material misstatement. A review is limited primarily to inquiries of company personnel and analytical procedures applied to financial data and thus provide less assurance than an audit. We have not performed an audit and accordingly, we do not express an audit opinion.
4. Based on our review conducted as above, nothing has come to our attention that causes us to believe that the accompanying statement prepared in accordance with the recognition and measurement principles laid down in the aforesaid Indian Accounting Standards ('Ind AS') specified under Section 133 of the Companies Act, 2013 as amended, read with relevant rules issued there under and other accounting principles generally accepted in India, has not disclosed the information required to be disclosed in terms of Regulation 33 of the SEBI (Listing Obligations and Disclosure Requirements) Regulations, 2015 including the manner in which it is to be disclosed, or that it contains any material misstatement.



For M A Chavan and Company  
CHARTERED ACCOUNTANTS  
FRN: 115164W




CA Madhukar Chavan  
M. No. 035846  
Partner  
UDIN – 22035846ABYVLS4021  
CERTIFICATE NO. - MAC/2021-22/210  
Thane, 14/02/2022

Registered Office:- B-001 &amp; B-002, Ground Floor, Antop Hill Warehousing Complex Ltd, Barkat Ali Naka, Salt Pan Road, Wadala (E), Mumbai- 400037, Maharashtra

Corporate Office:- 2nd Floor, Sugar House, 93/95, Kazi Sayed Street, Masjid West, Mumbai- 400 003.

| STATEMENT OF STANDALONE UNAUDITED FINANCIAL RESULTS FOR THE QUARTER AND NINE MONTHS ENDED DECEMBER 31, 2021 |  | Lakhs           |                 |                 |                   |                 |                  |
|---|--|-----------------|-----------------|-----------------|-------------------|-----------------|------------------|
| Sr No   | Particulars  | Quarters ended  |                 |                 | Nine Months Ended |                 | Years ended      |
|   |  | Unaudited       | Unaudited       | Unaudited       | Unaudited         | Unaudited       | Audited          |
|   |  | 31-Dec-21       | 30-Sep-21       | 31-Dec-20       | 31-Dec-21         | 31-Dec-20       | 31-Mar-21        |
| <b>1</b>  | <b>Income from operations</b>  |                 |                 |                 |                   |                 |                  |
|   | Revenue from Operations  | 2,869.25        | 3,949.82        | 2,978.85        | 8,536.34          | 7,527.30        | 11,068.49        |
| 2   | Other Incomes  | 6.56            | 6.72            | 5.20            | 19.39             | 18.85           | 25.57            |
| <b>3</b>  | <b>Total Revenue</b>   | <b>2,875.81</b> | <b>3,956.54</b> | <b>2,984.05</b> | <b>8,555.73</b>   | <b>7,546.15</b> | <b>11,094.06</b> |
|   | <b>Expenses</b>  |                 |                 |                 |                   |                 |                  |
|   | Purchase of stock in trade & Direct Expenses                             | 2,873.50        | 4,088.81        | 2,653.64        | 7,937.00          | 7,183.39        | 10,719.96        |
|   | Changes in inventories of Finished Goods                                 | 4.15            | (243.86)        | 224.47          | 432.94            | 131.56          | (415.34)         |
|   | Employees benefit expenses   | 21.43           | 16.98           | 22.54           | 55.14             | 45.94           | 67.42            |
|   | Finance Costs  | 78.28           | 64.70           | 111.69          | 204.33            | 323.72          | 318.37           |
|   | Depreciation and amortisation expenses                                   | 13.47           | 13.02           | 12.04           | 39.52             | 35.63           | 52.48            |
|   | Other expenses   | 9.23            | 24.03           | 8.09            | 43.08             | 17.54           | 69.23            |
| <b>4</b>  | <b>Total Expenses</b>  | <b>3,000.06</b> | <b>3,963.68</b> | <b>3,032.47</b> | <b>8,712.01</b>   | <b>7,737.78</b> | <b>10,812.12</b> |
| <b>5</b>  | <b>Profit from ordinary activities before exceptional items (I - II)</b> | <b>(124.25)</b> | <b>(7.14)</b>   | <b>(48.42)</b>  | <b>(156.28)</b>   | <b>(191.63)</b> | <b>281.94</b>    |
| 6   | Exceptional Items  | -               | -               | -               | -                 | -               | -                |
| <b>7</b>  | <b>Profit before tax (III -IV)</b>                                       | <b>(124.25)</b> | <b>(7.14)</b>   | <b>(48.42)</b>  | <b>(156.28)</b>   | <b>(191.63)</b> | <b>281.94</b>    |
|   | Tax (Expenses) /Savings  |                 |                 |                 |                   |                 |                  |
|   | (1) Current Tax  | -               | -               | -               | -                 | -               | (54.81)          |
|   | (2) Deferred Tax   | 0.57            | 0.63            | 0.49            | 1.50              | 0.54            | (35.06)          |
| <b>8</b>  | <b>Total Tax (expenses)/ savings</b>                                     | <b>0.57</b>     | <b>0.63</b>     | <b>0.49</b>     | <b>1.50</b>       | <b>0.54</b>     | <b>(89.87)</b>   |
| <b>9</b>  | <b>Profit for the period (7-8)</b>                                       | <b>(123.68)</b> | <b>(6.51)</b>   | <b>(47.93)</b>  | <b>(154.78)</b>   | <b>(191.09)</b> | <b>192.07</b>    |
|   | <b>Other Comprehensive Incomes</b>                                       |                 |                 |                 |                   |                 |                  |
|   | Gain/Losses on Remeasurements of the defined Benfit Plans                | -               | -               | -               | -                 | -               | 1.05             |
|   | Revaluation Surplus  | -               | -               | -               | -                 | -               | 89.10            |
|   | Income Tax Relating to items that will not be reclassified to PNL        | -               | -               | -               | -                 | -               | -                |
| <b>10</b>   | <b>Total Comprehensive Income</b>  | <b>-</b>        | <b>-</b>        | <b>-</b>        | <b>-</b>          | <b>-</b>        | <b>90.15</b>     |
| <b>####</b>   | <b>Total Comprehensive Income for the period (9+10)</b>                  | <b>(123.68)</b> | <b>(6.51)</b>   | <b>(47.93)</b>  | <b>(154.78)</b>   | <b>(191.09)</b> | <b>282.22</b>    |
| <b>12</b>   | <b>Paid-up Equity Share Capital (Face Value of Rs 10 each)</b>           | <b>781.07</b>   | <b>781.07</b>   | <b>698.50</b>   | <b>781.07</b>     | <b>698.50</b>   | <b>698.50</b>    |
| <b>13</b>   | <b>Other Equity</b>  |                 |                 |                 |                   |                 | 24.42            |
| <b>14</b>   | <b>Earnings per Share of Rs 10 each</b>                                  |                 |                 |                 |                   |                 |                  |
|   | Basic  | (1.65)          | (0.09)          | (0.69)          | (2.07)            | (2.74)          | 2.75             |
|   | Diluted  | (1.65)          | (0.09)          | (0.69)          | (2.07)            | (2.74)          | 2.75             |




**Notes :**

- 1 The above result were reviewed and recommended by the Audit Committee and approved by the Board of Directors of parent company in their meeting held on 14/02/2022 . The above results are for the quarter and nine months ended on December 31,2021 have been limited reviewed by the statutory auditors of the company in terms of Regulations 33 of the SEBI (Listing Obligations and Disclosure Requirments) Regulations ,2015. This statement has been prepared in accordance with the Companies (Indian Accounting Standards) Rules, 2015 Ind AS (as amended) prescribed under section 133 of the Companies Act , 2013 and other recognised accounting practices and policies to the extent applicable.
- 2 Tax Expense includes Current Tax, Deferred Tax (Including Deferred Credits, if any) and tax adjustments relating to earlier years
- 3 The Figures of the third quarter of the current year and previous year as reported in these financial results are balancing figures between the published year to date figures date up to the end of the third quarter and published year to date figure upto the end of second quarter of of the relevent Financial Year , which were subjected to limited review.
- 4 Previous period figures have been reclassified / regrouped wherever considered necessary to confirm to the current period figures.

Mumbai, 14/02/2022



By order of the Board of Directors  
For RR Metalmakers India Limited

  
**Virat S Shah**  
Chairman, DIN- 00764118

## RR METALMAKERS INDIA LIMITED

Registered Office:- B-001 &amp; B-002, Ground Floor, Antop Hill Warehousing Complex Ltd, Barkat Ali Naka, Salt Pan Road, Wadala (E), Mumbai- 400037, Maharashtra

Corporate Office:- 2nd Floor, Sugar House, 93/95, Kazi Sayed Street, Masjid West, Mumbai- 400 003.

SEGMENTWISE REVENUE, RESULTS AND SEGMENT ASSETS &amp; LIABILITIES ALONG WITH THE RESULT UNDER REGULATION 33 OF SEBI (LISTING OBLIGATION &amp; DISCLOSURE REQUIREMENTS) REGULATIONS, 2015

Lakhs

|          | STANDALONE<br>Particulars                        | Quarters ended  |                 |                 | Nine Months Ended |                 | Year ended       |
|----------|--|-----------------|-----------------|-----------------|-------------------|-----------------|------------------|
|          |  | Unaudited       | Unaudited       | Unaudited       | Unaudited         | Unaudited       | Audited          |
|          |  | 31/12/2021      | 30/09/2021      | 31/12/2020      | 31/12/2021        | 31/12/2020      | 31/03/2021       |
| <b>1</b> | <b>Segment Revenue</b>                           |                 |                 |                 |                   |                 |                  |
|          | Trading  | 2,347.65        | 3,527.26        | 2,643.89        | 7,357.16          | 6,833.62        | 10,011.02        |
|          | Manufacturing                                    | 521.60          | 422.56          | 334.96          | 1,176.37          | 693.68          | 1,057.47         |
|          | <b>Total Sales</b>                               | <b>2,869.25</b> | <b>3,949.82</b> | <b>2,978.85</b> | <b>8,533.53</b>   | <b>7,527.30</b> | <b>11,068.49</b> |
|          | Other Operating Revenues                         | 6.55            | 6.72            | 5.20            | 22.20             | 18.85           | 25.57            |
|          | Less: Inter Segment Revenue                      | -               | -               | -               | -                 | -               | -                |
|          | <b>Total Segment Revenue from Operations (a)</b> | <b>2,875.81</b> | <b>3,956.54</b> | <b>2,984.05</b> | <b>8,555.73</b>   | <b>7,546.15</b> | <b>11,094.06</b> |
| <b>2</b> | <b>Segment Results (Profit Before Tax)</b>       |                 |                 |                 |                   |                 |                  |
|          | Trading  | (85.96)         | (3.73)          | (42.70)         | (110.96)          | (158.75)        | 295.47           |
|          | Manufacturing                                    | (38.30)         | (3.41)          | (5.72)          | (45.32)           | (32.88)         | (13.53)          |
|          | <b>Total</b>                                     | <b>(124.25)</b> | <b>(7.14)</b>   | <b>(48.42)</b>  | <b>(156.28)</b>   | <b>(191.63)</b> | <b>281.94</b>    |
|          | <b>Total Segment Results</b>                     | <b>(124.25)</b> | <b>(7.14)</b>   | <b>(48.42)</b>  | <b>(156.28)</b>   | <b>(191.63)</b> | <b>281.94</b>    |
| <b>3</b> | <b>Segment Assets</b>                            |                 |                 |                 |                   |                 |                  |
|          | Trading  | 3,377.82        | 4,218.60        | 4,106.25        | 3,377.82          | 4,106.25        | 4,676.92         |
|          | Manufacturing                                    | 751.41          | 768.97          | 839.85          | 751.41            | 839.85          | 618.09           |
|          | <b>Total Assets</b>                              | <b>4,129.23</b> | <b>4,987.57</b> | <b>4,946.10</b> | <b>4,129.23</b>   | <b>4,946.10</b> | <b>5,295.01</b>  |
| <b>4</b> | <b>Segment Liabilities</b>                       |                 |                 |                 |                   |                 |                  |
|          | Trading  | 2,550.24        | 3,249.57        | 3,747.46        | 2,550.24          | 3,747.46        | 3,671.27         |
|          | Manufacturing                                    | 937.85          | 922.41          | 949.05          | 937.85            | 949.05          | 900.83           |
|          | <b>Total Liabilities</b>                         | <b>3,488.09</b> | <b>4,171.98</b> | <b>4,696.51</b> | <b>3,488.09</b>   | <b>4,696.51</b> | <b>4,572.10</b>  |



Mumbai, 14/02/2022



By order of the Board of Directors

Virat Shah  
Chairman, DIN- 00764118

**Independent Auditor's Review Report on Unaudited Consolidated Quarterly and Year to date financial results of the Company Pursuant to the Regulation 33 of the SEBI (Listing Obligations and Disclosure Requirements) Regulations, 2015, as amended**

Review Report to  
The Board of Directors of  
**RR METALMAKERS INDIA LIMITED**

1. We have reviewed the accompanying statement of Consolidated Unaudited financial results of **RR Metalmakers India limited (Formerly Known as Shree Surgovind Tradelink Limited)** ("the Parent") and its Subsidiary (the Parent and its wholly own subsidiary RR Lifecare Private Limited together referred to as "the Group") for the Quarter and Nine-month period ended December 31, 2021 and year to date from April 1, 2021 to December 31, 2021 (the "Statement") being submitted by the Company pursuant to the requirements of Regulation 33 of the SEBI (Listing Obligations and Disclosure Requirements) Regulations, 2015, as amended (the "Listing Regulations").
2. This Statement, which is the responsibility of the Parent's Management and approved by the Parent's Board of Directors, has been prepared in accordance with the recognition and measurement principles laid down in Indian Accounting Standard 34, (Ind AS 34) "Interim Financial Reporting" prescribed under Section 133 of the Companies Act, 2013 as amended, read with relevant rules issued there under and other accounting principles generally accepted in India. Our responsibility is to express a conclusion on the Statement based on our review.
3. We conducted our review of the Statement in accordance with the Standard on Review Engagements (SRE) 2410 "Review of Interim Financial Information Performed by the Independent Auditor of the Entity", issued by the Institute of Chartered Accountants of India. This standard requires that we plan and perform the review to obtain moderate assurance as to whether the financial statements are free of material misstatement. A review is limited primarily to inquiries of company personnel and analytical procedures applied to financial data and thus provide less assurance than an audit. We have not performed an audit and accordingly, we do not express an audit opinion.


We also performed procedures in accordance with the circular No. CIR/CFD/CMD1/44/2019 dated March 29, 2019 issued by the SEBI under Regulation 33(8) of the SEBI (Listing Obligations and Disclosure Requirements) Regulations, 2015, as amended, to the extent applicable.

4. This Statement includes the results of its wholly own subsidiary RR Lifecare Private Limited consolidated on equity method as per Ind AS 110 "Consolidation"



5. Based on our review conducted and procedures performed as stated in paragraph 3 above, nothing has come to our attention that causes us to believe that the accompanying Statement, prepared in accordance with the recognition and measurement principles laid down in the aforesaid Indian Accounting Standard and other accounting principles generally accepted in India, has not disclosed the information required to be disclosed in terms of Regulation 33 of the SEBI (Listing Obligations and Disclosure Requirements) Regulations, 2015, as amended, including the manner in which it is to be disclosed, or that it contains any material misstatement.

For M A Chavan and Company  
CHARTERED ACCOUNTANTS  
FRN: 115164W



CA Madhukar Chavan  
M. No. 035846  
Partner


UDIN – 22035846ABYWRK5605  
CERTIFICATE NO. – MAC/2021-22/211  
Thane, 14/02/2022



Registered Office:- B-001 &amp; B-002, Ground Floor, Antop Hill Warehousing Complex Ltd, Barkat Ali Naka, Salt Pan Road, Wadala (E), Mumbai- 400037, Maharashtra

Corporate Office:- 2nd Floor, Sugar House, 93/95, Kazi Sayed Street, Masjid West, Mumbai- 400 003, Maharashtra.

| CONSOLIDATED UNAUDITED FINANCIAL RESULTS FOR THE QUARTER AND YEAR ENDED 31/12/2021 |  |                 |                 |                 |                   |                 | Lakhs            |
|--|--|-----------------|-----------------|-----------------|-------------------|-----------------|------------------|
| Sr No  | Particulars  | Quarters ended  |                 |                 | Nine Months Ended |                 | Years ended      |
|  |  | Unaudited       | Unaudited       | Unaudited       | Unaudited         | Unaudited       | Audited          |
|  |  | 31-Dec-21       | 30-Sep-21       | 31-Dec-20       | 31-Dec-21         | 31-Dec-20       | 31-Mar-21        |
| <b>1</b>   | <b>Income from operations</b>  |                 |                 |                 |                   |                 |                  |
|  | Revenue from Operations  | 2,869.25        | 3,949.82        | 2,978.85        | 8,536.34          | 7,527.30        | 11,068.49        |
| 2  | Other Incomes  | 6.57            | 6.71            | 5.20            | 19.56             | 18.85           | 25.57            |
| <b>3</b>   | <b>Total Revenue</b>   | <b>2,875.82</b> | <b>3,956.54</b> | <b>2,984.05</b> | <b>8,555.90</b>   | <b>7,546.15</b> | <b>11,094.06</b> |
|  | <b>Expenses</b>  |                 |                 |                 |                   |                 |                  |
|  | Purchase of stock in trade & Direct Expenses                             | 2,873.50        | 4,088.81        | 2,653.64        | 7,937.00          | 7,183.39        | 10,719.96        |
|  | Changes in inventories of Finished Goods                                 | 4.15            | (243.86)        | 224.47          | 432.94            | 131.56          | (415.34)         |
|  | Employees benefit expenses   | 21.43           | 16.98           | 22.54           | 55.14             | 45.94           | 67.42            |
|  | Finance Costs  | 78.28           | 64.77           | 111.69          | 204.40            | 323.72          | 318.38           |
|  | Depreciation and amortisation expenses                                   | 14.95           | 14.53           | 14.12           | 44.01             | 41.81           | 60.68            |
|  | Other expenses   | 9.30            | 24.07           | 8.21            | 43.20             | 18.25           | 74.06            |
| <b>4</b>   | <b>Total Expenses</b>  | <b>3,001.61</b> | <b>3,965.30</b> | <b>3,034.67</b> | <b>8,716.69</b>   | <b>7,744.67</b> | <b>10,825.16</b> |
| <b>5</b>   | <b>Profit from ordinary activities before exceptional items (I - II)</b> | <b>(125.79)</b> | <b>(8.76)</b>   | <b>(50.62)</b>  | <b>(160.79)</b>   | <b>(198.52)</b> | <b>268.90</b>    |
| <b>6</b>   | <b>Exceptional Items</b>   | -               | -               | -               | -                 | -               | -                |
| <b>7</b>   | <b>Profit before tax (III -IV)</b>                                       | <b>(125.79)</b> | <b>(8.76)</b>   | <b>(50.62)</b>  | <b>(160.79)</b>   | <b>(198.52)</b> | <b>268.90</b>    |
|  | Tax (Expenses) /Savings  |                 |                 |                 |                   |                 |                  |
|  | (1) Current Tax  | 0.01            | 0.01            | -               | -                 | -               | 54.81            |
|  | (2) Deferred Tax   | (0.13)          | (0.89)          | 0.23            | 1.47              | 1.53            | 34.07            |
| <b>8</b>   | <b>Total Tax (expenses)/ savings</b>                                     | <b>(0.12)</b>   | <b>(0.88)</b>   | <b>0.23</b>     | <b>1.47</b>       | <b>1.53</b>     | <b>88.88</b>     |
| <b>9</b>   | <b>Profit for the period (7-8)</b>                                       | <b>(125.91)</b> | <b>(9.64)</b>   | <b>(50.38)</b>  | <b>(162.26)</b>   | <b>(196.99)</b> | <b>180.02</b>    |
|  | <b>Other Comprehensive Incomes</b>                                       |                 |                 |                 |                   |                 |                  |
|  | Gain/Losses on Remeasurements of the defined Benfit Plans                | -               | -               | -               | -                 | -               | 1.05             |
|  | Revaluation Surplus  | -               | -               | -               | -                 | -               | 89.11            |
|  | Income Tax Relating to items that will not be reclassified to PNL        | -               | -               | -               | -                 | -               | -                |
| <b>10</b>  | <b>Total Comprehensive Income</b>  | <b>-</b>        | <b>-</b>        | <b>-</b>        | <b>-</b>          | <b>-</b>        | <b>90.16</b>     |
| <b>11</b>  | <b>Total Comprehensive Income for the period (9+10)</b>                  | <b>(125.91)</b> | <b>(9.64)</b>   | <b>(50.38)</b>  | <b>(162.26)</b>   | <b>(196.99)</b> | <b>270.18</b>    |
| <b>12</b>  | <b>Paid-up Equity Share Capital (Face Value of Rs 10 each)</b>           | <b>781.07</b>   | <b>781.07</b>   | <b>698.50</b>   | <b>781.07</b>     | <b>698.50</b>   | <b>698.50</b>    |
| <b>13</b>  | <b>Other Equity</b>  |                 |                 |                 |                   |                 | (6.01)           |
| <b>14</b>  | <b>Earnings per Share of Rs 10 each</b>                                  |                 |                 |                 |                   |                 |                  |
|  | Basic  | (1.68)          | (0.13)          | (0.72)          | (2.17)            | (2.82)          | 3.85             |
|  | Diluted  | (1.68)          | (0.13)          | (0.72)          | (2.17)            | (2.82)          | 3.85             |



**Notes :**

- 1 The above result were reveiwed and recommended by the Audit Committee and approved by the Board of Directors of parent company in their meeting held on 14/02/2022. The above results are for the quarter and nine months ended on December 31,2021 have been limited reviewed by the statutory auditors of the company in terms of Regulations 33 of the SEBI (Listing Obligations and Disclosure Requirments) Regulations ,2015. This statement has been prepared in accordance with the Companies (Indian Accounting Standards) Rules, 2015 Ind AS (as amended) prescribed under section 133 of the Companies Act , 2013 and other recognised accounting practices and policies to the extent applicable.
- 2 Tax Expense includes Current Tax, Deferred Tax (Including Deferred Credits, if any) and tax adjustments relating to earlier years
- 3 The Figures of the third quarter of the current year and previous year as reported in these financial results are balancing figures between the published year to date figures date up to the end of the third quarter and published year to date figures up to the end of the second quaeter of the relevent Financial Year , subjected to limited review.
- 4 Previous period figures have been reclassified / regrouped wherever considered necessary to confirm to the current period figures.

Mumbai, 14/02/2022



By order of the Board of Directors  
For RR Metalmakers India Limited

Virat Shah  
Chairman, DIN- 00764118

## RR METALMAKERS INDIA LIMITED


Registered Office:- B-001 &amp; B-002, Ground Floor, Antop Hill Warehousing Complex Ltd, Barkat Ali Naka, Salt Pan Road, Wadala (E), Mumbai- 400037, Maharashtra

Corporate Office:- 2nd Floor, Sugar House, 93/95, Kazi Sayed Street, Masjid West, Mumbai- 400 003.

| SEGMENTWISE REVENUE, RESULTS AND SEGMENT ASSETS & LIABILITIES ALONG WITH THE RESULT UNDER REGULATION 33 OF SEBI (LISTING OBLIGATION & DISCLOSURE REQUIREMENTS) REGULATIONS, 2015 |  |                 |                 |                 |                 |                 | Lakhs            |
|--|--|-----------------|-----------------|-----------------|-----------------|-----------------|------------------|
| CONSOLIDATED   | Particulars                                      | Quarters ended  |                 |                 | Unaudited       |                 | Year ended       |
|  |  | Unaudited       | Unaudited       | Unaudited       | Unaudited       | Unaudited       | Audited          |
|  |  | 31-Dec-21       | 30-Sep-21       | 31-Dec-20       | 31-Dec-21       | 31-Dec-20       | 31-Mar-21        |
| <b>1</b>   | <b>Segment Revenue</b>                           |                 |                 |                 |                 |                 |                  |
|  | Trading  | 2,347.65        | 3,527.27        | 2,643.89        | 7,357.16        | 6,833.62        | 10,011.02        |
|  | Manufacturing                                    | 521.60          | 422.56          | 334.96          | 1,176.37        | 693.68          | 1,057.47         |
|  | <b>Total Sales</b>                               | <b>2,869.25</b> | <b>3,949.83</b> | <b>2,978.85</b> | <b>8,533.53</b> | <b>7,527.30</b> | <b>11,068.49</b> |
|  | Other Operating Revenues                         | 6.57            | 6.71            | 5.20            | 22.37           | 18.85           | 25.57            |
|  | Less: Inter Segment Revenue                      | -               | -               | -               | -               | -               | -                |
|  | <b>Total Segment Revenue from Operations (a)</b> | <b>2,875.83</b> | <b>3,956.54</b> | <b>2,984.05</b> | <b>8,555.90</b> | <b>7,546.15</b> | <b>11,094.06</b> |
| <b>2</b>   | <b>Segment Results (Profit Before Tax)</b>       |                 |                 |                 |                 |                 |                  |
|  | Trading  | (87.53)         | (5.34)          | (44.90)         | (115.47)        | (165.64)        | 282.43           |
|  | Manufacturing                                    | (38.28)         | (3.41)          | (5.72)          | (45.32)         | (32.88)         | (13.53)          |
|  | <b>Total Segment Results</b>                     | <b>(125.80)</b> | <b>(8.75)</b>   | <b>(50.62)</b>  | <b>(160.78)</b> | <b>(198.52)</b> | <b>268.90</b>    |
| <b>3</b>   | <b>Segment Assets</b>                            |                 |                 |                 |                 |                 |                  |
|  | Trading  | 3,530.87        | 4,987.57        | 4,272.48        | 3,530.87        | 4,272.27        | 4,676.92         |
|  | Manufacturing                                    | 751.41          | 164.21          | 839.85          | 751.41          | 839.85          | 618.09           |
|  | Other non-reportable segments                    | -               | -               | -               | -               | -               | 168.88           |
|  |  | <b>4,282.28</b> | <b>5,151.78</b> | <b>5,112.33</b> | <b>4,282.28</b> | <b>5,112.12</b> | <b>5,463.89</b>  |
|  | Less: Inter-Segment Assets                       | -               | -               | -               | -               | -               | (195.07)         |
|  | <b>Total Assets</b>                              | <b>4,282.28</b> | <b>5,151.78</b> | <b>5,112.33</b> | <b>4,282.28</b> | <b>5,112.12</b> | <b>5,268.82</b>  |
| <b>4</b>   | <b>Segment Liabilities</b>                       |                 |                 |                 |                 |                 |                  |
|  | Trading  | 2,691.28        | 4,173.39        | 3,887.96        | 2,691.28        | 3,887.96        | 3,671.27         |
|  | Manufacturing                                    | 937.85          | 146.87          | 949.05          | 937.85          | 949.05          | 900.83           |
|  | Other non-reportable segments                    | -               | -               | -               | -               | -               | 149.30           |
|  |  | <b>3,629.13</b> | <b>4,320.26</b> | <b>4,837.01</b> | <b>3,629.13</b> | <b>4,837.01</b> | <b>4,721.40</b>  |
|  | Less: Inter-Segment Liabilities                  | -               | (145.47)        | -               | -               | -               | (145.07)         |
|  | <b>Total Liabilities</b>                         | <b>3,629.13</b> | <b>4,174.79</b> | <b>4,837.01</b> | <b>3,629.13</b> | <b>4,837.01</b> | <b>4,576.33</b>  |



Mumbai, 14/02/2022



By order of the Board of Directors

Virat Shah  
Chairman, DIN- 00764118