



# RR METALMAKERS INDIA LIMITED

Date: 12<sup>th</sup> November, 2021

To,  
BSE Ltd.  
Phiroze Jeejeebhoy Towers,  
Dalal Street,  
Mumbai – 400 001

**CODE NO: 531667**

## **Sub – Submission of Quarterly Results**

With reference to the above please find enclosed unaudited standalone and consolidated Financial Results for the quarter ended 30<sup>th</sup> September, 2021. The said results were taken on record by the Board of Directors on 12<sup>th</sup> November, 2021. The review reports from the auditor are also enclosed.

Kindly take the same on record & oblige.

Thanking You,

Yours faithfully,  
For **RR Metalmakers India Ltd.**  
(Formerly known as *Shree Surgovind Tradelink Ltd.*)

**Mr. Virat Shah**  
Director  
(DIN No. – 00764118)



GSTIN No.: 27AACCS1022K1ZL CIN No.: L5190MH1995PLC331822

**Registered Office :** B-001 & B-002, Ground Floor, Antop Hill Warehousing Complex Ltd, Barkat Ali Naka, Salt Pan Road, Wadala (E), Mumbai - 400 037, Maharashtra.

**Corporate Office :** 2nd Floor, Sugar House, 93/95, Kazi Sayed Street, Mumbai - 400 003.

Ph.: 022-6192 5555 / 56 • Email : [info@rrmetalmakers.com](mailto:info@rrmetalmakers.com) • Website : [www.rrmetalmakers.com](http://www.rrmetalmakers.com)



Independent Auditor's Review Report on the Quarterly Unaudited Standalone Financial Results of the Company Pursuant to the Regulation 33 of the SEBI (Listing Obligations and Disclosure Requirements) Regulations, 2015 as amended

Review Report to  
The Board of Directors  
RR METALMAKERS INDIA LIMITED

1. We have reviewed the accompanying Statement of Unaudited Standalone Financial Results of RR METALMAKERS INDIA LIMITED (the "company") for the quarter ended September 30, 2021 (the "Statement") and Year to date from April 01, 2021 to September 30, 2021 (the "statement") attached herewith, being submitted pursuant to the requirements of Regulation 33 of the SEBI (Listing Obligations and Disclosure Requirements) Regulations, 2015 as amended (the "Listing Regulations").

2. This Statement, which is the responsibility of the Management and approved by the Board of Directors, has been prepared in accordance with the recognition and measurement principles laid down in Indian Accounting Standard 34 (Ind AS 34) "Interim Financial Reporting" prescribed under Section 133 of the Companies Act, 2013 as amended, read with relevant rules issued thereunder and other accounting principles generally accepted in India. Our responsibility is to express a conclusion on the Statement based on our review.


3. We conducted our review of the Statement in accordance with the Standard on Review Engagements (SRE) 2410 "Review of Interim Financial Information performed by the Independent Auditor of the Entity" issued by the ICAI (Institute of Chartered Accountants of India). This standard requires that we plan and perform our review to obtain moderate assurance as to whether the Statement is free of material misstatement. A review of interim financial information consists of making inquiries, primarily of persons responsible for financial and accounting matters, and applying analytical and other review procedures. A review is substantially less in scope than an audit conducted in accordance with Standards on Auditing and consequently does not enable us to obtain assurance that we would become aware of all significant matters that might be identified in an audit. Accordingly, we do not express an audit opinion.

4. Based on our review conducted and procedures performed as stated in para 3 above, nothing has come to our attention that causes us to believe that the accompanying statement prepared in accordance with the Indian accounting standards and other accounting principles generally accepted in India, has not disclosed the information required to be disclosed in terms of Regulation 33 of the SEBI (Listing obligations and disclosure requirements) Regulations, 2015, as amended, including the manner in which it is to be so disclosed, or that it contains any material misstatement.

For M A Chavan and Company  
CHARTERED ACCOUNTANTS

FRN: 115164W



*Romit Chavan*

CA Romit Chavan  
M. No. 171005  
Partner

UDIN – 21171005AAAABC2737  
CERTIFICATE NO. – MAC/2021-22/112  
DATE – 12/11/2021





Registered Office:- B-001 &amp; B-002, Ground Floor, Antop Hill Warehousing Complex Ltd, Barkat Ali Naka, Salt Pan Road, Wadala (E), Mumbai- 400037, Maharashtra

Corporate Office:- 2nd Floor, Sugar House, 93/95, Kazi Sayed Street, Masjid West, Mumbai- 400 003, Maharashtra.

## STANDALONE UNAUDITED FINANCIAL RESULTS FOR THE QUARTER AND HALF YEAR ENDED 30TH SEPTEMBER 2021

₹ in Lakhs


Sr No	Particulars	Quarters ended			HALF Years Ended		Years ended
		Unaudited	Unaudited	Unaudited	Unaudited	Unaudited	Audited
		30-Sep-21	30-Jun-21	30-Sep-20	30-Sep-21	30-Sep-20	31-Mar-21
1	Income from operations						
	Revenue from Operations	3,949.82	1,717.27	2,434.22	5,667.09	4,548.44	11,068.49
2	Other Incomes	6.72	6.11	2.69	12.83	14.33	25.57
3	Total Revenue	3,956.54	1,723.38	2,436.91	5,679.92	4,562.77	11,094.06
	Expenses						
	Purchase of stock in trade & Direct Expenses	4,088.81	974.69	2,642.03	5,063.50	4,529.74	10,719.96
	Changes in inventories of Finished Goods	(243.86)	672.65	(229.12)	428.79	(93.69)	(415.34)
	Employees benefit expenses	16.98	16.73	12.04	33.71	23.41	67.42
	Finance Costs	64.70	61.35	132.89	126.05	207.90	318.37
	Depreciation and amortisation expenses	13.02	13.03	12.04	26.05	23.60	52.48
	Other expenses	24.03	9.82	7.47	33.85	9.44	69.23
4	Total Expenses	3,963.69	1,748.27	2,577.35	5,711.96	4,700.40	10,812.12
5	Profit from ordinary activities before exceptional items (I - II)	(7.14)	(24.89)	(140.44)	(32.03)	(137.63)	281.94
6	Exceptional Items	-	-	-	-	-	-
7	Profit before tax (III -IV)	(7.14)	(24.89)	(140.44)	(32.03)	(137.63)	281.94
	Tax (Expenses) /Savings						
	(1) Current Tax	-	-	-	-	-	(54.81)
	(2) Deferred Tax	0.63	0.30	0.11	0.93	(0.16)	(35.06)
8	Total Tax (expenses)/ savings	0.63	0.30	0.11	0.93	(0.16)	(89.87)
9	Profit for the period (7-8)	(6.51)	(24.59)	(140.33)	(31.10)	(137.79)	192.07
	Other Comprehensive Incomes						
	Gain/Losses on Remeasurements of the defined Benfit Plans	-	-	-	-	-	1.05
	Revaluation Surlplus	-	-	-	-	-	89.10
	Income Tax Relating to items that will not be reclassified to PNL	-	-	-	-	-	-
10	Total Comprehensive Income	-	-	-	-	-	90.15
11	Total Comprehensive Income for the period (9+10)	-6.51	-24.59	-140.33	-31.10	-137.79	282.22
12	Paid-up Equity Share Capital (Face Value of Rs 10 each)	781.07	698.50	698.50	781.07	698.50	698.50
13	Other Equity						24.42
14	Earnings per Share of Rs 10 each						
	Basic	(0.09)	(0.35)	(2.01)	(0.40)	(1.97)	2.75
	Diluted	(0.09)	(0.35)	(2.01)	(0.42)	(1.97)	2.75







**Notes :**


- 1 The above unaudited Financial Results have been reviewed by the Audit Committee and approved by the Board of Directors at their held on 12/11/2021 and Statutory Auditors have carried out Limited Review of the same.
- 2 Tax Expense includes Current Tax, Deferred Tax (Including Deferred Credits, if any) and tax adjustments relating to earlier years
- 3 The Company has realized the application money aggregating to Rs.90,83,008/- against the allotment of 8,25,728 equity shares & 25% upfront money amounting to Rs.32,96,764/- against the allotment of 11,98,096 warrants through Preferential Allotment (PI) to eligible promoters at a issue price of Rs. 11/- per equity share / warrant (including a premium of Re. 1/- per equity share/warrant) on August 25, 2021. The issue was made in accordance with the SEBI (Issue of Capital and Disclosure Requirements) Regulations, 2018 as amended (the "SEBI ICDR Regulations"), and Sections 42 and 62(1)(c) of the Companies Act, 2013, as amended, including the rules made thereunder (the "Issue"). Funds received pursuant to PI are fully utilised towards the object stated in the explanatory statement in the notice of 26th Annual General Meeting .
- 4 Figures for the previous period have been regrouped or rearranged wherever necessary



Mumbai, 12/11/2021




By order of the Board of Directors  
For RR Metalmakers India Limited




Virat S Shah  
Chairman, DIN- 00764118

Cash Flow Statement - Standalone Figures in Lakhs	Unaudited	Unaudited
	30-09-2021	31-03-2021
<b>Cash flow from operating activities</b>		
Net Profit/(Loss) as Per Profit & Loss Account before tax	-32.03	281.94
<b>Non-cash adjustments to reconcile profit before tax to net cash flows</b>		
Rent from car	-	-
Depreciation / amortization on continuing operation	26.05	52.48
Taxes Adjustment towards excess prov w/back	-	2.27
Adjustment in accordance with transitional provision	-	-
Unrealized foreign exchange Loss/ (Gains)	-	22.65
Profit from sale of Investments	-	-
Sundry balances Written off	-	-
Finance expenses	126.05	318.37
Interest (incomes)	-12.83	-25.57
<b>Operating Profit before Working Capital changes</b>	<b>107.24</b>	<b>652.13</b>
<b>Movements in working capital :</b>		
Increase/(decrease) in short-term borrowings	-	(1432.36)
Increase/(decrease) in trade & other payables	905.52	(33.03)
Increase/(decrease) in other current liabilities	(294.21)	60.29
Increase/(decrease) in short-term provision	-	-
(Increase)/decrease in Inventories	428.79	(415.34)
(Increase)/decrease in Receivables	(229.83)	1148.68
(Increase)/decrease in Other Current Assets	5.66	187.45
(Increase)/decrease in long term loans and advances	(0.39)	(5.68)
(Increase)/decrease in short term loans and advances	111.56	0.00
<b>Cash generated from/ (used in) operations</b>	<b>1,034.35</b>	<b>162.13</b>
Less : Income Taxes Paid	-2.06	-1.95
<b>Net cash flow from/ (used in) operating activities</b>	<b>1,032.29</b>	<b>160.18</b>
<b>Cash flow from investing activities</b>		
Purchase of Fixed Assets	-7.21	-30.70
Maturity/(Investment) of non-current investments	-21.32	33.72
Investments in Mutual funds	-	-
Interest Received	12.83	25.56
Rent received	-	-
<b>Net cash flow from/ (used in) investing activities</b>	<b>-15.70</b>	<b>28.58</b>
<b>Cash flow from financing activities</b>		
Proceeds from Share Appl Money Pending allotment	123.78	-
Proceeds/(Repayment) of Borrowings	-1,011.43	-
Dividend Paid (including tax thereon)	-	-
Finance Cost	-126.05	-191.67
<b>Net cash flow from/ (used in) financing activities</b>	<b>-1,013.71</b>	<b>-191.67</b>
<b>Net Increase in Cash &amp; Cash equivalents</b>	<b>2.89</b>	<b>-2.90</b>
Cash & Cash Equivalents at the beginning of the year	1.35	4.25
<b>Cash &amp; Cash Equivalents at the end of the year</b>	<b>4.23</b>	<b>1.35</b>
<b>Components of Cash &amp; Cash equivalents</b>		
Cash on Hand	2.24	0.75
With banks on current account	1.99	0.60
With banks on Term Deposit	-	-
<b>Total Cash &amp; Cash equivalents (note 9)</b>	<b>4.23</b>	<b>1.34</b>


For M A CHAVAN & CO.  
Chartered Accountants  
FRN 115164W




CA Romit Chavan  
M No 171005  
Partner  
Mumbai, 12/11/2021



For R R Metalmakers India Limited  
(Formerly Known as Shree Surgovind Tradelink Limited)




  
Virat Shah  
Chairman, DIN- 00764118

**STANDALONE Statement of Assets and Liabilities as at 30/09/2021**

(Rs. in Lakhs)

PARTICULARS		Unaudited	Audited
		As at 30-09-2021	As at 31-03-2021
<b>A</b>	<b>ASSETS</b>		
<b>I</b>	<b>Non- Current Assets</b>		
	Property, Plant and equipment	434.64	453.61
	Capital Work in Progress	-	-
	Goodwill	-	-
	Other Intangible Assets	0.17	0.05
	Intangible assets under development	-	-
	<b>Financial Assets</b>		
	(i) Investments	50.00	50.00
	(ii) Loans and Advances	145.47	145.07
	(iii) Security Deposits	0.44	0.44
	(iv) Other financial assets	0.00	-
	Deferred tax assets (net)	101.05	100.12
	Current tax assets(net)	100.75	98.69
	Other Non Current Assets	4.96	10.62
	<b>Sub Total - Non- Current Assets</b>	<b>837.48</b>	<b>858.61</b>
<b>II</b>	<b>Current Assets</b>		
	Inventories	2,377.15	2,805.94
	<b>Financial Assets</b>		
	(i) Investments	-	-
	(ii) Trade receivables	1,355.53	1,125.70
	(iii) Cash and cash equivalents	4.23	1.35
	(iv) Bank balances other than (iii) above	383.67	362.35
	(v) Security Deposits	2.16	1.66
	(iv) Other financial assets	-	-
	Other Current assets	27.34	139.40
	<b>Sub Total - Current Assets</b>	<b>4,150.09</b>	<b>4,436.41</b>
	<b>TOTAL ASSETS</b>	<b>4,987.57</b>	<b>5,295.02</b>
<b>B</b>	<b>EQUITY AND LIABILITIES</b>		
<b>I</b>	<b>Equity</b>		
	(a) Equity Share Capital	781.07	698.50
	(b) Other Equity	34.52	24.42
	<b>Sub Total - Equity</b>	<b>815.59</b>	<b>722.92</b>
	Non Controlling Interest	-	-
<b>II</b>	<b>LIABILITIES</b>		
	<b>Non Current Liabilities</b>		
	<b>Financial Liabilities</b>		
	(i) Borrowings	1,067.65	2,079.09
	(ii) Other Financial liabilities	7.40	7.40
	Deferred Tax Liabilities (Net)	-	-
	Other Non current liabilities	-	-
	<b>Sub Total - Non- Current Liabilities</b>	<b>1,075.05</b>	<b>2,086.49</b>
	<b>Current Liabilities</b>		
	<b>Financial Liabilities</b>		
	(i) Borrowings	-	-
	(ii) Trade Payables	2,950.58	2,046.56
	(iii) Security Deposits	2.50	1.00
	(iv) Other Financial Liabilities	-	-
	Provisions	-	-
	Current tax liabilities(net)	143.70	143.70
	Other current liabilities	0.14	294.35
	<b>Sub Total - Current Liabilities</b>	<b>3,096.92</b>	<b>2,485.61</b>
	<b>Total Liabilities</b>	<b>4,171.98</b>	<b>4,572.10</b>
	<b>TOTAL EQUITY AND LIABILITIES</b>	<b>4,987.57</b>	<b>5,295.02</b>

  
**M.A. CHAVAN & CO.**  
 CHANE  
 M.N. 171005  
 CHARTERED ACCOUNTANTS \*COO\*





## RR METALMAKERS INDIA LIMITED

Registered Office:- B-001 &amp; B-002, Ground Floor, Antop Hill Warehousing Complex Ltd, Barkat Ali Naka, Salt Pan Road, Wadala (E), Mumbai- 400037, Maharashtra

Corporate Office:- 2nd Floor, Sugar House, 93/95, Kazi Sayed Street, Masjid West, Mumbai- 400 003.

SEGMENTWISE REVENUE, RESULTS AND SEGMENT ASSETS &amp; LIABILITIES ALONG WITH THE RESULT UNDER REGULATION 33 OF SEBI (LISTING OBLIGATION &amp; DISCLOSURE REQUIREMENTS) REGULATIONS, 2015

L lakhs

## STANDALONE

## Quarters ended

## HALF Years Ended

## Year ended

## Particulars

30-Sep-2021

30-Jun-2021

30-Sep-2020

30-Sep-2021

30-Sep-2020

31-Mar-2021

Unaudited

Unaudited


Unaudited

Unaudited


Unaudited

Audited

1	Segment Revenue						
	Trading	3,527.26	1,484.90	2,264.79	5,012.33	4,188.99	10,011.02
	Manufacturing	422.56	232.37	169.43	654.77	359.45	1,057.47
	<b>Total Sales</b>	<b>3,949.82</b>	<b>1,717.27</b>	<b>2,434.22</b>	<b>5,667.10</b>	<b>4,548.44</b>	<b>11,068.49</b>
	Other Operating Revenues	6.72	6.11	2.69	12.83	14.33	25.57
	Less: Inter Segment Revenue	-	-	-	-	-	-
	<b>Total Segment Revenue from Operations (a)</b>	<b>3,956.54</b>	<b>1,723.38</b>	<b>2,436.91</b>	<b>5,679.92</b>	<b>4,562.77</b>	<b>11,094.06</b>
2	Segment Results (Profit Before Tax)						
	Trading	(3.73)	(21.27)	(114.20)	(25.01)	(111.25)	295.47
	Manufacturing	(3.41)	(3.62)	(26.24)	(7.02)	(26.38)	(13.53)
	<b>Total Segment Results</b>	<b>(7.14)</b>	<b>(24.89)</b>	<b>(140.44)</b>	<b>(32.03)</b>	<b>(137.63)</b>	<b>281.94</b>
3	Segment Assets						
	Trading	4,218.60	3,701.15	3,440.41	4,218.60	3,440.41	4,676.92
	Manufacturing	768.97	758.38	513.22	768.97	513.22	618.09
	<b>Total Assets</b>	<b>4,987.57</b>	<b>4,459.53</b>	<b>3,953.63</b>	<b>4,987.57</b>	<b>3,953.63</b>	<b>5,295.01</b>
4	Segment Liabilities						
	Trading	3,249.57	2,906.04	3,034.48	3,249.57	3,034.48	3,671.27
	Manufacturing	922.41	853.69	615.55	922.41	615.55	900.83
	<b>Total Liabilities</b>	<b>4,171.98</b>	<b>3,759.73</b>	<b>3,650.03</b>	<b>4,171.98</b>	<b>3,650.03</b>	<b>4,572.10</b>



Mumbai, 12/11/2021



By order of the Board of Directors



Virat Shah  
Chairman, DIN- 00764118



Independent Auditor's Reviews Report on the Quarterly Unaudited Consolidated Financial Results of the Company Pursuant to the Regulation 33 of the SEBI (Listing Obligations and Disclosure Requirements) Regulations, 2015 as amended

Review Report to  
The Board of Directors  
RR METALMAKERS INDIA LIMITED

1. We have reviewed the accompanying Statement of Unaudited Consolidated Financial Results of RR METALMAKERS INDIA LIMITED (the "Parent"), and its subsidiary RR LIFECARE PVT LTD (the Parent and its subsidiaries together referred to as "the Group"), for the quarter ended September 30, 2021 (the "Statement") and Year to date from April 01, 2021 to September 30, 2021 (the "statement") attached herewith, being submitted by the Parent pursuant to the requirements of Regulation 33 of the SEBI (Listing Obligations and Disclosure Requirements) Regulations, 2015, as amended (the "Listing Regulations").
2. This Statement, which is the responsibility of the Parent's Management and approved by the Parent's Board of Directors, has been prepared in accordance with the recognition and measurement principles laid down in Indian Accounting Standard 34 (Ind AS 34) "Interim Financial Reporting" prescribed under Section 133 of the Companies Act, 2013 as amended, read with relevant rules issued thereunder and other accounting principles generally accepted in India. Our responsibility is to express a conclusion on the Statement based on our review.
3. We conducted our review of the Statement in accordance with the Standard on Review Engagements (SRE) 2410. "Review of Interim Financial Information performed by the Independent Auditor of the Entity" issued by the ICAI (Institute of Chartered Accountants of India). This standard requires that we plan and perform our review to obtain moderate assurance as to whether the Statement is free of material misstatement. A review of interim financial information consists of making inquiries, primarily of persons responsible for financial and accounting matters, and applying analytical and other review procedures. A review is substantially less in scope than an audit conducted in accordance with Standards on auditing and consequently does not enable us to obtain assurance that we would become aware of all significant matters that might be identified in an audit. Accordingly, we do not express an audit opinion.


  


We also performed procedures in accordance with the Circular No. CIR/CFD/CMDI/44/2019 dated March 29, 2019 issued by the Securities and Exchange Board of India under Regulation 33(8) of the Listing Regulations, to the extent applicable.

4. The statement includes the result of RR LIFECARE PVT LTD (CIN: U93000MH2007PTC168296) of which the parent company owns 100% shares.

5. Based on our review conducted and procedures performed as stated in para 3 above, nothing has come to our attention that causes us to believe that the accompanying statement prepared in accordance with the Indian accounting standards and other accounting principles generally accepted in India, has not disclosed the information required to be disclosed in terms of Regulation 33 of the SEBI (Listing obligations and disclosure requirements) Regulations, 2015, as amended, including the manner in which it is to be so disclosed, or that it contains any material misstatement.

For M A Chavan and Company  
CHARTERED ACCOUNTANTS  
FRN: 115164W



*Romit Chavan*  
CA Romit Chavan  
M. No. 171005  
Partner

UDIN – 21171005AAAABD3316  
CERTIFICATE NO. – MAC/2021-22/113  
DATE – 12/11/2021





Registered Office:- B-001 &amp; B-002, Ground Floor, Antop Hill Warehousing Complex Ltd, Barkat Ali Naka, Salt Pan Road, Wadala (E), Mumbai- 400037, Maharashtra

Corporate Office:- 2nd Floor, Sugar House, 93/95, Kazi Sayed Street, Masjid West, Mumbai- 400 003, Maharashtra.

## CONSOLIDATED UNAUDITED FINANCIAL RESULTS FOR THE QUARTER AND HALF YEAR ENDED 30TH SEPTEMBER 2021

₹ in Lakhs


Sr No	Particulars	Quarters ended			HALF Years Ended		Years ended
		Unaudited	Unaudited	Unaudited	Unaudited	Unaudited	Audited
		30-Sep-21	30-Jun-21	30-Sep-20	30-Sep-21	30-Sep-20	31-Mar-21
1	Income from operations						
	Revenue from Operations	3,949.82	1,717.27	2,434.22	5,667.09	4,548.44	11,068.49
2	Other Incomes	6.71	6.28	2.69	12.99	14.33	25.57
3	Total Revenue	3,956.54	1,723.55	2,436.91	5,680.09	4,562.77	11,094.06
	Expenses						
	Purchase of stock in trade & Direct Expenses	4,088.81	974.69	2,642.03	5,063.50	4,529.74	10,719.96
	Changes in inventories of Finished Goods	(243.86)	672.65	(229.12)	428.79	(93.69)	(415.34)
	Employees benefit expenses	16.98	16.73	12.04	33.71	23.41	67.42
	Finance Costs	64.77	61.35	132.89	126.12	207.90	318.38
	Depreciation and amortisation expenses	14.53	14.54	14.12	29.07	27.70	60.68
	Other expenses	24.07	9.83	8.06	33.90	10.03	74.06
4	Total Expenses	3,965.30	1,749.79	2,580.02	5,715.09	4,705.09	10,825.16
5	Profit from ordinary activities before exceptional items (I - II)	(8.76)	(26.24)	(143.11)	(35.00)	(142.32)	268.90
6	Exceptional Items	-	-	-	-	-	-
7	Profit before tax (III -IV)	(8.76)	(26.24)	(143.11)	(35.00)	(142.32)	268.90
	Tax (Expenses) /Savings						
	(1) Current Tax	0.01	-	-	0.01	-	54.81
	(2) Deferred Tax	(0.89)	0.76	0.37	(0.13)	0.69	34.07
8	Total Tax (expenses)/ savings	(0.88)	0.76	0.37	(0.12)	0.69	88.88
9	Profit for the period (7-8)	(9.64)	(25.48)	(142.73)	(35.12)	(141.63)	180.02
	Other Comprehensive Incomes						
	Gain/Losses on Remeasurements of the defined Benfit Plans	-	-	-	-	-	1.05
	Revaluation Surlplus	-	-	-	-	-	89.11
	Income Tax Relating to items that will not be reclassified to PNL	-	-	-	-	-	-
10	Total Comprehensive Income	-	-	-	-	-	90.16
11	Total Comprehensive Income for the period (9+10)	-9.64	-25.48	-142.73	-35.12	-141.63	270.18
12	Paid-up Equity Share Capital (Face Value of Rs 10 each)	781.07	698.50	698.50	781.07	698.50	698.50
13	Other Equity	-	-	-	-	-	(6.01)
14	Earnings per Share of Rs 10 each						
	Basic	(0.13)	(0.36)	(2.04)	(0.45)	(2.03)	3.85
	Diluted	(0.13)	(0.36)	(2.04)	(0.47)	(2.03)	3.85




*Roharay*

Notes :


- 1 The above unaudited Financial Results have been reviewed by the Audit Committee and approved by the Board of Directors at their held on 12/11/2021 and Statutory Auditors have carried out Limited Review of the same.
- 2 Tax Expense includes Current Tax, Deferred Tax (Including Deferred Credits, if any) and tax adjustments relating to earlier years
- 3 The Company has realized the application money aggregating to Rs.90,83,008/- against the allotment of 8,25,728 equity shares & 25% upfront money Rs. 11/- per equity share / warrant (including a premium of Re. 1/- per equity share/warrant) on August 25, 2021. The issue was made in accordance with the SEBI (Issue of Capital and Disclosure Requirements) Regulations, 2018 as amended (the "SEBI ICDR Regulations"), and Sections 42 and 62(1)(c) of the Companies Act, 2013, as amended, including the rules made thereunder (the "Issue"). Funds received pursuant to PI are fully utilised towards the object stated in the explanatory statement in the notice of 26th Annual General Meeting .
- 4 Figures for the previous period have been regrouped or rearranged wherever necessary



Mumbai, 12/11/2021



By order of the Board of Directors  
For RR Metalmakers India Limited



Virat Shah  
Chairman, DIN- 00764118



Cash Flow Statement - Consolidated	Unaudited	Unaudited
	30-09-2021	30-09-2020
<b>Cash flow from operating activities</b>		
Net Profit/(Loss) as Per Profit & Loss Account before tax	-35.00	268.85
<b>Non-cash adjustments to reconcile profit before tax to net cash flows</b>	0.00	
Rent from car	-	-
Depreciation / amortization on continuing operation	29.07	60.74
Taxes Adjustment towards excess prov w/back	-	0.82
Adjustment in accordance with transitional provision	-	-
Unrealized foreign exchange Loss/ (Gains)	-	22.65
Profit from sale of Investments	-	-
Sundry balances Written off	-	-
Finance expenses	126.12	318.36
Interest (incomes) & rent received	-12.99	-25.56
	107.19	645.86
<b>Operating Profit before Working Capital changes</b>		
<b>Movements in working capital :</b>		
Increase/(decrease) in short-term borrowings	-	-1,432.36
Increase/(decrease) in trade & other payables	905.52	60.29
Increase/(decrease) in other current liabilities	-296.57	-
Increase/(decrease) in short-term provision	0.00	-415.34
(Increase)/decrease in Inventories	428.79	1,148.68
(Increase)/decrease in Receivables	-230.00	187.36
(Increase)/decrease in Other Non Current Liabilities	119.22	-5.68
(Increase)/decrease in long term loans and advances	-0.25	-
(Increase)/decrease in short term loans and advances	1,033.90	156.31
<b>Cash generated from/ (used in) operations</b>	-2.08	-1.95
Less : Income Taxes Paid	1,031.82	154.36
<b>Net cash flow from/ (used in) operating activities</b>		
<b>Cash flow from investing activities</b>		
Purchase of Fixed Assets	-7.21	-30.72
Maturity/(Investment) of non-current investments	-21.32	33.72
Interest Received	12.99	-
Rent received	0.00	25.57
<b>Net cash flow from/ (used in) investing activities</b>	-15.54	28.57
<b>Cash flow from financing activities</b>		
Proceeds from Issue of shares (after warrants adjustments)	123.78	-
Proceeds from long term borrowings	-1,010.90	5.74
Dividend Paid (including tax thereon)	0.00	-
Finance Cost	-126.12	-191.67
<b>Net cash flow from/ (used in) financing activities</b>	-1,013.24	-185.93
<b>Net Increase in Cash &amp; Cash equivalents</b>	2.50	-3.00
Cash & Cash Equivalents at the beginning of the year	2.60	5.60
<b>Cash &amp; Cash Equivalents at the end of the year</b>	5.10	2.60
<b>Components of Cash &amp; Cash equivalents</b>		
Cash on Hand	2.89	1.40
With banks on current account	2.21	1.20
With banks on Term Deposit	0.00	0.00
<b>Total Cash &amp; Cash equivalents (note 9)</b>	5.10	2.60


For M A CHAVAN & CO.  
Chartered Accountants  
FRN 115164W

*Romit Chavan*

CA Romit Chavan  
M No 171005  
Partner  
Mumbai, 12/11/2021



For R R Metalmakers India Limited  
(Formerly Known as Shree Surgovind Tradelink Limited)




*Virat Shah*  
Virat Shah  
Chairman, DIN- 00764118




**CONSOLIDATED Statement of Assets and Liabilities as at 30/09/2021**

(Rs. in Lakhs)

		Unaudited	Audited
PARTICULARS		As at 30-09-2021	As at 31-03-2021
<b>A</b>	<b>ASSETS</b>		
<b>I</b>	<b>Non- Current Assets</b>		
	Property, Plant and equipment	454.69	476.67
	Capital Work in Progress	110.95	110.95
	Goodwill	-	-
	Other Intangible Assets	12.69	12.57
	Intangible assets under development	-	-
	<b>Financial Assets</b>		
	(i) Investments	-	-
	(ii) Loans and Advances	0.00	-
	(iii) Security Deposits	3.53	3.78
	(iv) Other financial assets	-	-
	Deferred tax assets (net)	104.58	102.85
	Current tax assets(net)	100.75	99.14
	Other Non Current Assets	4.97	10.67
	<b>Sub Total - Non- Current Assets</b>	<b>792.16</b>	<b>816.63</b>
<b>II</b>	<b>Current Assets</b>		
	Inventories	2,377.15	2,805.94
	<b>Financial Assets</b>		
	(i) Investments	-	-
	(ii) Trade receivables	1,362.60	1,132.60
	(iii) Cash and cash equivalents	5.10	2.59
	(iv) Bank balances other than (iii) above	383.67	362.35
	(v) Security Deposits	2.16	1.66
	(iv) Other financial assets	-	-
	Other Current assets	33.47	146.99
	<b>Sub Total - Current Assets</b>	<b>4,164.15</b>	<b>4,452.13</b>
	<b>TOTAL ASSETS</b>	<b>4,956.31</b>	<b>5,268.76</b>
<b>B</b>	<b>EQUITY AND LIABILITIES</b>		
<b>I</b>	<b>Equity</b>		
	(a) Equity Share Capital	781.07	698.50
	(b) Other Equity	1.85	-6.06
	<b>Sub Total - Equity</b>	<b>782.93</b>	<b>692.44</b>
	Non Controlling Interest	-	-
<b>II</b>	<b>LIABILITIES</b>		
	<b>Non Current Liabilities</b>		
	<b>Financial Liabilities</b>		
	(i) Borrowings	1,067.65	2,079.09
	(ii) Other Financial liabilities	7.40	7.40
	Deferred Tax Liabilities (Net)	-	-
	Other Non current liabilities	-	-
	<b>Sub Total - Non- Current Liabilities</b>	<b>1,075.05</b>	<b>2,086.49</b>
	<b>Current Liabilities</b>		
	<b>Financial Liabilities</b>		
	(i) Borrowings	-	-0.00
	(ii) Trade Payables	2,950.58	2,046.56
	(iii) Security Deposits	2.50	1.00
	(iv) Other Financial Liabilities	-	-
	Provisions	-	-
	Current tax liabilities(net)	143.76	144.22
	Other current liabilities	1.49	298.06
	<b>Sub Total - Current Liabilities</b>	<b>3,098.33</b>	<b>2,489.84</b>
	<b>Total Liabilities</b>	<b>4,173.39</b>	<b>4,576.33</b>
	<b>TOTAL EQUITY AND LIABILITIES</b>	<b>4,956.31</b>	<b>5,268.76</b>



*Anshavay*



**RR METALMAKERS INDIA LIMITED**

Registered Office:- B-001 & B-002, Ground Floor, Antop Hill Warehousing Complex Ltd, Barkat Ali Naka, Salt Pan Road, Wadala (E), Mumbai- 400037, Maharashtra

Corporate Office:- 2nd Floor, Sugar House, 93/95, Kazi Sayed Street, Masjid West, Mumbai- 400 003.

**SEGMENTWISE REVENUE, RESULTS AND SEGMENT ASSETS & LIABILITIES ALONG WITH THE RESULT UNDER REGULATION 33 OF SEBI (LISTING OBLIGATION & DISCLOSURE REQUIREMENTS) REGULATIONS, 2015**

Particulars	CONSOLIDATED				Year ended 31-Mar-2021 Audited
	30-Sep-2021 Unaudited	Quarters ended 30-Jun-2021 Unaudited	30-Sep-2020 Unaudited	30-Sep-2021 Unaudited	
<b>1</b>	<b>Segment Revenue</b>				
Trading	3,527.27	1,485.13	2,267.48	5,012.33	4,189.73
Manufacturing	422.56	232.37	169.43	654.77	358.71
<b>Total Sales</b>	<b>3,949.83</b>	<b>1,717.50</b>	<b>2,436.91</b>	<b>5,667.10</b>	<b>4,548.44</b>
Other Operating Revenues	6.71	6.28	2.69	12.99	14.33
Less: Inter Segment Revenue					
<b>Total Segment Revenue from Operations (a)</b>	<b>3,956.54</b>	<b>1,723.78</b>	<b>2,436.91</b>	<b>5,680.09</b>	<b>4,562.77</b>
<b>2</b>	<b>Segment Results (Profit Before Tax)</b>				
Trading	(5.34)	(22.62)	(116.87)	(27.98)	(115.94)
Manufacturing	(3.41)	(3.62)	(26.24)	(7.03)	(26.38)
<b>Total Segment Results</b>	<b>(8.76)</b>	<b>(26.24)</b>	<b>(143.11)</b>	<b>(35.00)</b>	<b>(142.32)</b>
<b>3</b>	<b>Segment Assets</b>				
Trading	4,987.57	3,701.15	3,555.50	4,173.39	3,555.50
Manufacturing	164.21	758.38	513.22	146.87	513.22
Other non-reportable segments	-	157.18	-	-	-
Less: Inter-Segment Assets	5,151.78	4,616.71	4,068.72	4,320.26	4,068.72
<b>Total Assets</b>	<b>5,151.78</b>	<b>4,421.64</b>	<b>4,068.72</b>	<b>4,174.79</b>	<b>4,068.72</b>
<b>4</b>	<b>Segment Liabilities</b>				
Trading	4,173.39	2,906.04	3,172.11	4,173.39	3,172.11
Manufacturing	146.87	853.69	615.55	146.87	615.55
Other non-reportable segments	-	138.59	-	-	-
Less: Inter-Segment Liabilities	4,320.26	3,898.32	3,787.66	4,320.26	3,787.66
<b>Total Liabilities</b>	<b>4,174.79</b>	<b>3,753.25</b>	<b>3,787.66</b>	<b>4,174.79</b>	<b>3,787.66</b>

By order of the Board of Directors

*M.A. Chavan*



Virat Shah  
Chairman, DIN- 00764118

Mumbai, 12/11/2021